

**allen
hollander** company, inc.

385 GERARD AVENUE ■ BRONX, NEW YORK 10451

RETURN REQUESTED



BULK RATE
U. S. POSTAGE
PAID
New York, N. Y.
Permit No. 1469




**NEW PRODUCT
SPECIFICATIONS**

MR F NELSON


G25-BA6-2
A

BOX 1546
POUGHKEEPSIE N Y 12603

THIRD CLASS



"2D800" Module
(Shown approximate size)



TYPICAL ASSEMBLIES

Features

- HERMETICALLY SEALED REED CONTACTS
- COMPATIBLE WITH MICRO SWITCH SERIES 2, 2C200, 2N, 5 AND 6 PUSHBUTTON OPERATORS
- COLOR CODED TERMINALS
- LOW CONTACT BOUNCE
- UP TO 12 POLES
- CHOICE OF TACTILE "TOUCH-FEEDBACK" OR LOW OPERATING FORCE

Typical Applications

- PULSING, DATA, COUNTING, BINARY AND MEMORY CIRCUITS
- CARD SORTING AND PROGRAMMING CONTROLS
- DECODING, DIGITAL, MEMORY COUNTING AND SELECTION OF LOGIC CIRCUITS
- COMMUNICATIONS
- PUSH-TO-TEST CIRCUITS

New "2D800" reed switch modules are versatile momentary-action devices for use with Series 2, 2C200, 2N, 5, and 6 families of modular pushbutton assemblies. These switch modules easily attach to spring clips on the pushbutton modules, without special tools. The hermetically sealed reeds provide complete immunity to environmental contamination; this feature also permits application in potentially hazardous locations where exposed or accessible contacts are not acceptable.

Contact bounce is minimized by the reeds, promoting a stable output. The "2D800" can be used in a wide variety of panel applications that require a manual switch to control low energy circuits (see "Electrical Data", Page 2). The circuit for each reed is easily identified by a band of heat-resistant colored plastic at the base of the hook type solder terminals. If necessary, "spaghetti" type insulation can be placed over terminals to prevent accidental shorting.

This bulletin covers two catalog listings, each with two single-pole normally-open circuits; one model with a detent for "touch-feedback" and the other without a detent for lower operating forces. However, the "2D800" design can accommodate up to 12 reed switches in any combination of normally-open (Form A) or normally-closed (Form B) reeds. For further information, contact your nearest MICRO SWITCH branch office.

MICRO SWITCH

FREEPORT, ILLINOIS 61032
A DIVISION OF HONEYWELL

Reed Switch Modules

Specifications

CATALOG LISTING	MOMENTARY-ACTION TYPE	CONTACT ARRANGEMENT	OPERATING FORCE
2D802	With Detent for "Touch-Feedback"	2P-NO	5½ lbs. max.*
2D842	Without Detent	2P-NO	10 oz. max.**

* Up to 12 poles. ** 1¾ lbs. max. for 12-pole assembly.

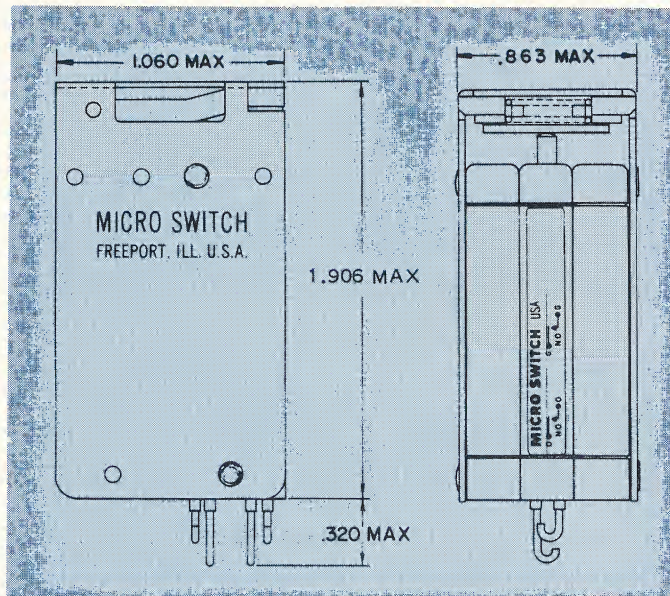
TEMPERATURE RANGE

-65° to +180° Fahrenheit (operating or storage).

MECHANICAL LIFE

Catalog Listing 2D802 _____ 100,000 operations Min.

Catalog Listing 2D842 _____ 500,000 operations Min.



PERFORMANCE TESTS PASSED

TEST	PROCEDURE
1. High Temperature *	MIL-E-5272C Par. 4.2.1
2. Low Temperature *	MIL-E-5272C Par. 4.3.1
3. Strength of Actuator (25 lb. force applied to the button (display screen))	MIL-S-6743 Par. 5-B
4. Strength of Terminal (4½ lb. pull applied to terminals)	MIL-STD-202C Method 211
5. Moisture Resistance (60 operations per minute in 100% humidity at 120° F for 12 days continuous)	MIL-STD-202C Method 103B Test Condition C
6. Insulation Resistance (500 vdc applied between operator-indicator housing and all terminals)	MIL-S-6743 Par. F-5A
7. Shock Resistance (Tests conducted in N.O. & N.C. positions on a shock tester with a peak deceleration of 80 G's & a time duration of 11 milliseconds)	MIL-S-2285 Par. 4.8.5

*Includes 48-hour exposure to +160°F, stabilization at -65°F.

ELECTRICAL DATA

Contact Rating: 100 milliamps 120 vac (12 VA max) resistive.
125 milliamps 32 vdc (4 watts max) resistive.
Maximum applied voltage not to exceed 250 vac or vdc.

Maximum current not to exceed 250 milliamps.

Electrical Life at Contact Rating:

The reed switches used in the "2D800" modules will control the rated load for 10 million operations. Lower energy loads will increase the electrical life of the reeds, while loads greater than the rating decrease electrical life. The total life of the "2D800" assembly is as stated in the "Mechanical Life" section at left.

Initial Contact Resistance: 500 milliohms max. at full plunger overtravel with open circuit voltage of 1.5 VDC and closed contact current of 100 milliamps.

Bounce Time: 0.5 millisecond (max.)

Coil Operation: The "2D800" can be electrically released by any MICRO SWITCH modular pushbutton operator that has built-in 28-vdc **holding** coil or by the "2P" Series 28 vdc holding coil module.

Non-detented "2D800" modules can also be electrically actuated or released by Series 2 and 2C200 28vdc **pull-in** coil equipped pushbutton operators, providing the coil is controlled by a remote switch that can handle 2.2 amps at 28 vdc. However detented versions have too high an operating force to enable pull-in coil operation.

Lamp Data: The reed switches used in the "2D800" can control one or two #327 (28v) lamps in parallel for a minimum of 500,000 operations. If you desire to use a lamp other than #327, contact your nearest MICRO SWITCH branch office.

NOTE: Continuity checks are to be made using a type NE-2 neon lamp as the indicating means or using a load that does not exceed the application load.

Ordering Information

Catalog Listing	List Price
2D802	\$ 8.40
2D842	\$ 8.00

DISCOUNT W

1 - 24	None	100 - 499	18%
25 - 99	10%	500 - 999	26%

MODULAR VERSATILITY IN DISPLAY AND CONTROL

The MICRO SWITCH system of interchangeable modular pushbutton operator assemblies provides a wide array of colors, switching functions, and shapes. All units assemble quickly, without special tools.

The "2D800" is the newest addition to a selection of over 30 different switch modules for use with Series 2, 2C200, 2N, 6 (Catalog 67) and Series 5 (Catalog 68). For application assistance, contact your nearest MICRO SWITCH Branch Office. Authorized Distributors provide quick delivery from local source.